

# International Students and Scholars Data Report

---

**Academic Year 2024-2025**

Office of International Programs and Services  
George Mason University

4400 University Drive  
MS 4C3, SUB 1 Suite 4300  
Fairfax, VA 22030  
703-993-2970

<http://oips.gmu.edu>

# TABLE OF CONTENTS

|  |           |
|--|-----------|
| <b>DEFINITION OF TERMS .....</b>               | <b>1</b>  |
| <b>INTERNATIONAL STUDENTS .....</b>            | <b>4</b>  |
| <b>INTERNATIONAL STUDENTS BY LEVEL .....</b>   | <b>8</b>  |
| <b>INTERNATIONAL STUDENTS BY SCHOOL .....</b>  | <b>11</b> |
| <b>INTERNATIONAL STUDENTS BY REGION .....</b>  | <b>13</b> |
| <b>INTERNATIONAL STUDENTS BY COUNTRY .....</b> | <b>15</b> |
| <b>INTERNATIONAL STUDENTS BY GENDER .....</b>  | <b>20</b> |
| <b>INTERNATIONAL STUDENTS BY HOUSING .....</b> | <b>21</b> |
| <b>SPECIAL POPULATION .....</b>                | <b>22</b> |
| <b>OPTIONAL PRACTICAL TRAINING (OPT) .....</b> | <b>22</b> |
| <b>INTERNATIONAL EMPLOYEES .....</b>           | <b>22</b> |
| <b>INTO MASON .....</b>                        | <b>22</b> |
| <b>EXCHANGE VISITORS .....</b>                 | <b>22</b> |
| <b>MASON KOREA .....</b>                       | <b>23</b> |
| <b>APPENDIX.....</b>                           | <b>25</b> |
| <b>COUNTRY BY REGION.....</b>                  | <b>25</b> |

# DEFINITION OF TERMS

## v Who is counted as an International Student in this report?

For this report, the international student population includes students studying at any Mason campus who are nationals of a country other than the US and do not have citizenship or permanent residency in the US. This includes:

- 1) Students studying at the US campuses of George Mason University on temporary visas that allow for academic coursework. These include primarily holders of F visas (students) and J visas (exchange visitors)
- 2) Students studying at Mason's campus in South Korea who are not US citizens or US Permanent Residents

Foreign-born students who are naturalized US citizens, Permanent Residents, or undocumented are not included in the international student population for the purposes of this report.

Non-US students who remain outside the US during their course of study (therefore not requiring a visa to enter the country or other services from OIPS) will not be included. These students are primarily participating in online programs.

Also excluded from this report are students who have submitted data confidentiality requests.

## v Why do the total population counts (the “N” values) vary on some charts?

Depending on the type of data being displayed, the “N” value may vary based on which students are included in that analysis. Some graphs and charts focus on a specific subset of students (i.e., only undergraduate international students), and therefore the “N” value changes accordingly.

Most graphs and charts in this report use one of the following three “N” values as described below:

- 4,784 - International students in all programs at all campuses
- 4,226 - International students in all programs, excluding Korea campus

## v How are the World Regions defined?

Using the United Nations' categorization of nations as a reference, the following world region categories are used to report data in this report:

(Reference: <https://unstats.un.org/unsd/methodology/m49/>)

- |                                       |                              |
|---------------------------------------|------------------------------|
| • Central America and the Caribbean   | • North America              |
| • East Asia                           | • South America              |
| • Europe                              | • South and Central Asia     |
| • Middle East ( <i>Western Asia</i> ) | • Southeast Asia and Oceania |
| • North Africa                        | • Sub-Saharan Africa         |

Please see the Appendix for a list of countries included in each region for the purposes of this report.

v **What is INTO Mason?**

INTO Mason is the shorthand for the joint venture between the company INTO and George Mason University to provide English language and academic preparation coursework to students who do not yet meet the academic or English language proficiency level required for regular admission to the university.

v **What do “Pathways” and “Academic English” refer to?**

INTO Mason Pathways and Academic English programs. Pathways students take both credit-bearing courses in their intended major field of study and English language or academic preparation courses, whereas Academic English students take only English language instruction.

v **Why are INTO Mason’s Academic English students counted separately from other international students and INTO Mason’s Pathways students?**

The University distinguishes between students taking credit-bearing courses and those who are not. Students enrolled in INTO Mason’s Academic English program are taking only non-credit English Language courses, and therefore they are not included in the University’s official enrollment census.

Students enrolled in INTO Mason’s Pathways programs are taking some credit-bearing courses (in addition to non-credit English Language courses) and therefore they are included in the official University enrollment counts. International students not affiliated with INTO Mason are taking only credit-bearing courses (whether degree-seeking or non-degree students) and are therefore included in the official University enrollment counts.

v **Why are these numbers slightly different from INTO Mason’s enrollment numbers?**

The data set for this report includes *only* international students. INTO Mason students who are US citizens or Permanent Residents are *not* counted as international students for the purposes of this report, and therefore the numbers reported here may differ slightly from enrollment figures reported by INTO Mason.

v **What is the Korea campus? Why are those students reportedly separately?**

George Mason University opened a satellite campus location in Songdo, South Korea, welcoming its first cohort of students in 2014. Because our aim is to highlight international student presence at our US campuses and accurately portray sizes of our various demographic groups at these campuses, we have chosen to exclude from most charts and graphs the international students who are physically studying at the campus in South Korea.

It is important to note that international students who begin their studies at the Korea campus and then physically come to a US Campus for one or more semesters (using an F-1, J-1, or other entry visa) are counted amongst the general international student population for that year.

v **Why are these numbers different from Mason Korea’s enrollment data?**

The way international students are categorized and counted for this report may differ from the ways they are categorized and counted for reports produced by Mason Korea. Additionally, Mason Korea enrollment numbers will include US Citizens and US Permanent Residents who are excluded from this report.

**v What is OPT?**

OPT (Optional Practical Training; pronounced as the letters of its acronym (O.P.T.), not as the word “opt”) is a benefit available to F-1 non-immigrant students which permits them to obtain employment as a form of training in their major field of studies. This benefit is most commonly exercised by students immediately following completion of a degree or certificate program. Those OPT students who have already graduated from Mason are not included in any enrollment figures although they remain under the administrative purview of OIPS for the duration of their OPT. All F-1 students have the option to request 12 months of OPT following completion of their program of study.

Students in STEM fields may request an extended period of OPT for a total of up to 36 months after completing degree study. The “STEM OPT” designation refers to the additional 24 months of OPT, which is authorized by USCIS after verification of graduation in a STEM field. During STEM OPT, additional requirements for the student, the employer, and OIPS are in place to ensure the bona fides of the training aspect of the employment, including the development of a training plan and the review of training objectives and outcomes.

**v What is a J-1 Exchange Visitor?**

The Exchange Visitor Program is overseen by the US Department of State, which designates specific organizations, agencies, and institutions as J-1 sponsors with authorization to sponsor exchange visitors in categories relevant to the work of the sponsor. Mason is authorized to sponsor Exchange Visitors in the student, scholar, professor, and short-term scholar categories.

Unlike other visa types, the J-1 Exchange Visitor Program has an underlying foreign policy objective, to facilitate cultural learning about the US as well as to achieve the specific purpose (study, teaching, etc.) of the Exchange Visitor. Therefore, J-1 sponsors such as Mason must demonstrate annually the opportunities and participation of Exchange Visitors in cultural exchange while under our sponsorship.

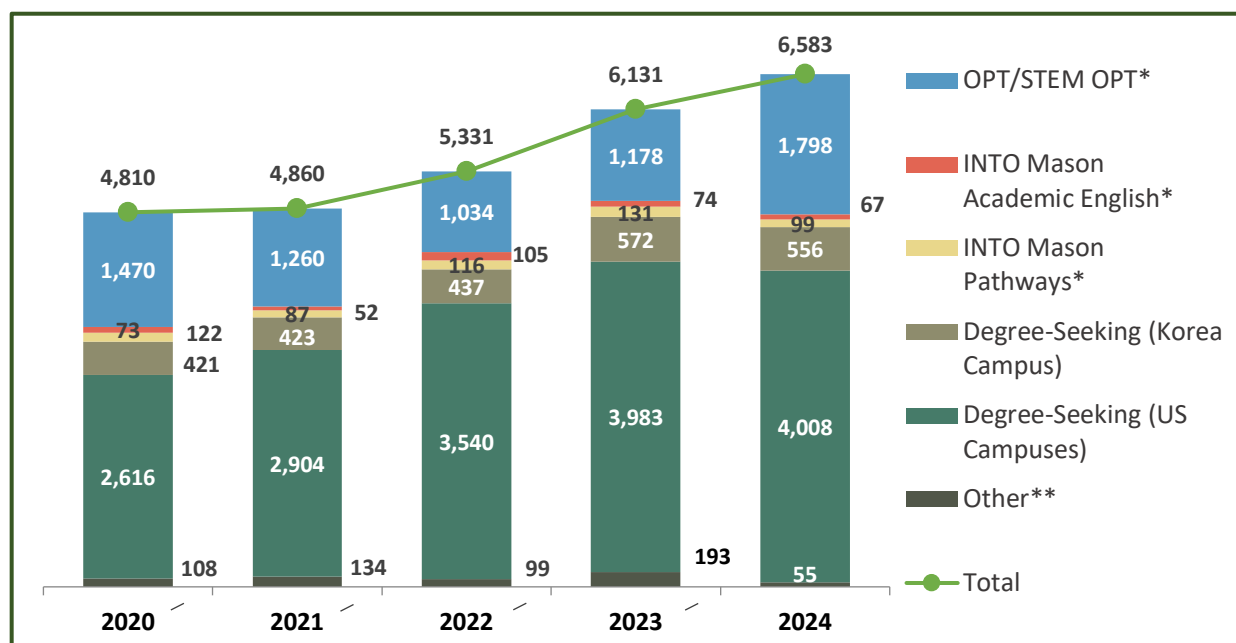
The exchange of professors and research scholars promotes the exchange of ideas, research, mutual enrichment and linkages between research and academic institutions in the US and foreign countries. Exchange Visitor students have the opportunity to study at American degree-granting post-secondary accredited academic institutions or participate in a student internship program that will fulfill the educational objectives of the student’s degree program in his/her home country.

**v Why do the counts of International Students on J visas (p. 7) and J-1 Exchange Visitor Students (p. 22) differ?**

Not all J students attending the University have visas sponsored by the University, and therefore these two numbers will always differ based on the number of non-Mason-sponsored J students who are enrolled. (Examples of non-Mason sponsored Exchange Visitor students include those sponsored by the US government, such as Fulbright students, and those sponsored by agencies who have their own Exchange Visitor designation.) In addition, the census is taken in the Fall, and some J students sponsored by the University attend only in Spring or Summer, and therefore they are not reflected in the Fall census.

# INTERNATIONAL STUDENTS

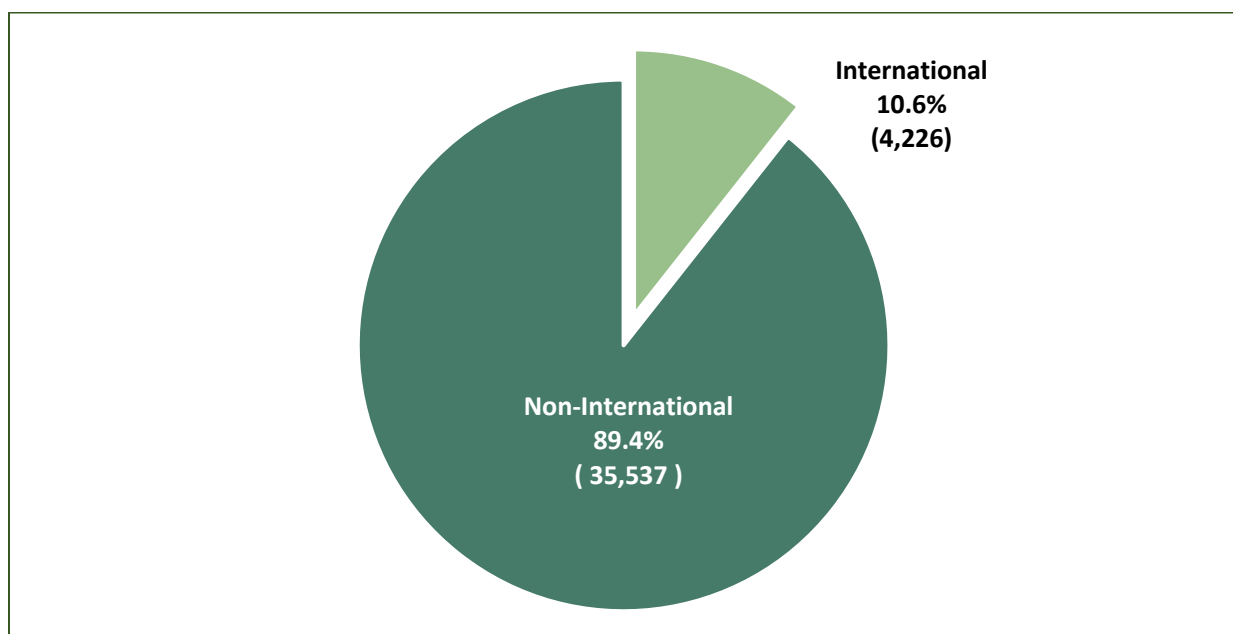
**Figure 1: International Students, 2020-2024**



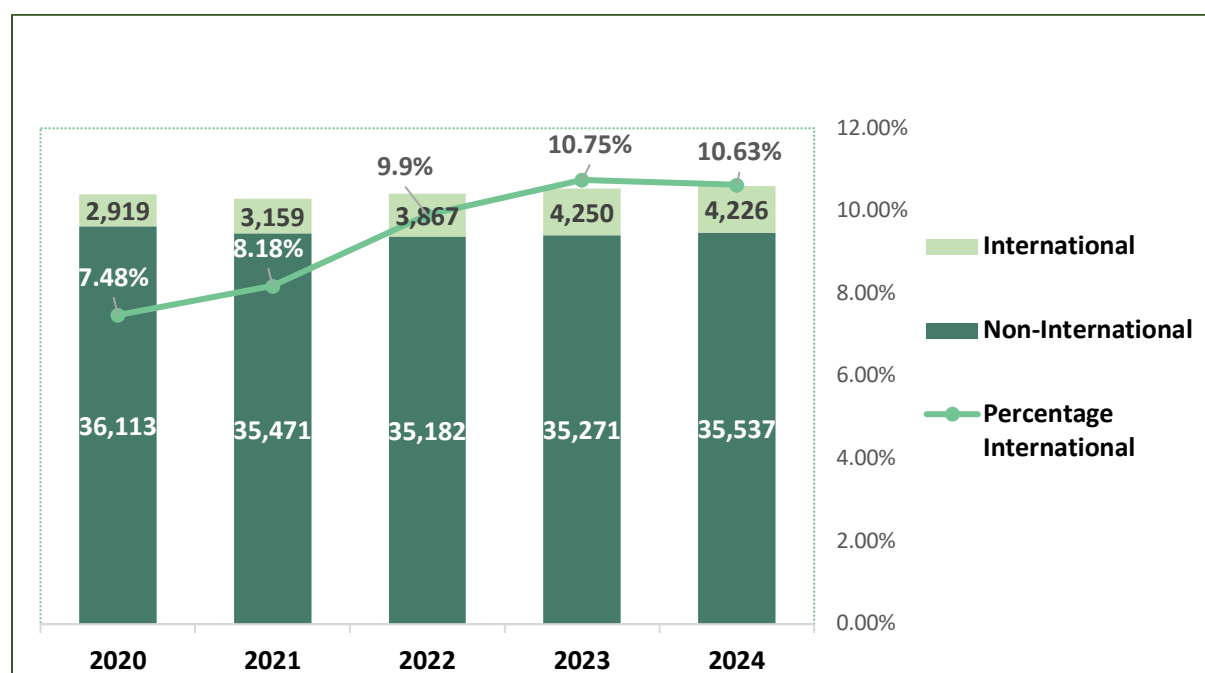
\* Please see *Definition of Terms* section for descriptions of OPT, Academic English, and Pathways.

\*\* “Other” includes exchange students and non-degree international students who are not part of the INTO Mason Pathways program.

**Figure 2. International Students as a Percentage of University Enrollment, Fall 2024**



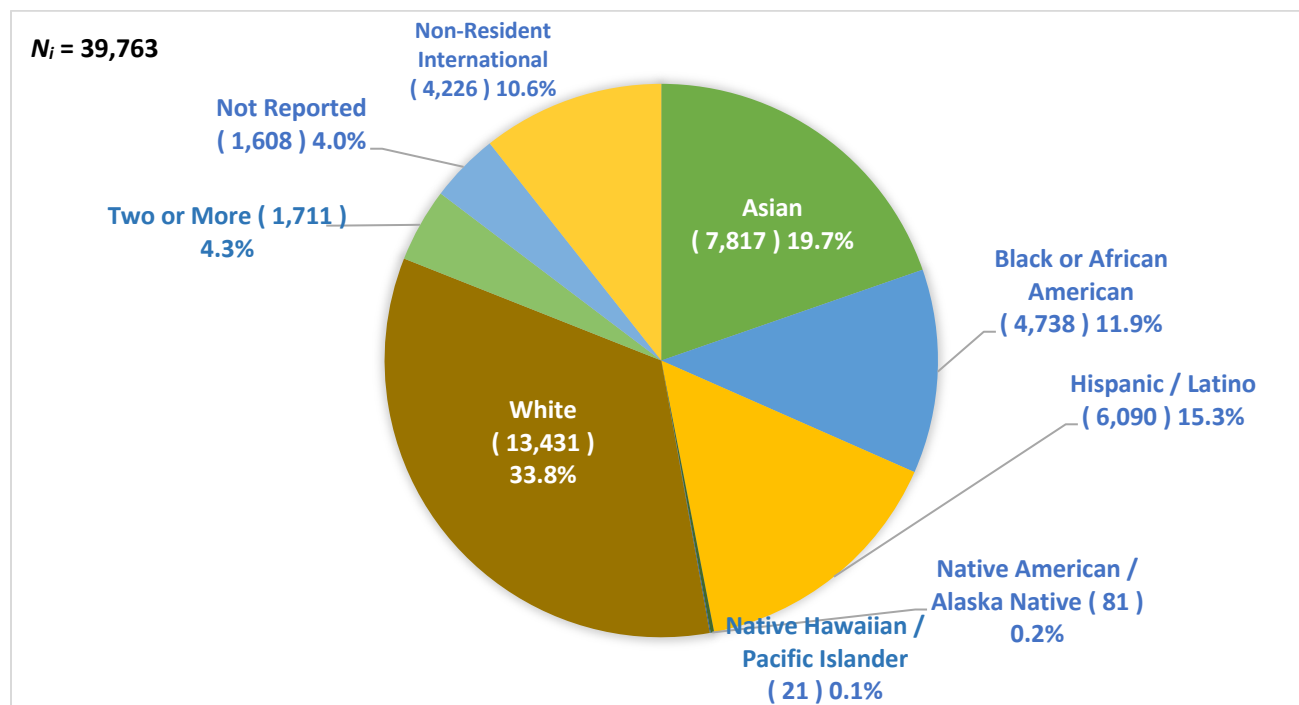
**Figure 3. International Students as a Percentage of University Enrollment, 2020 – 2024**



**From this point forward, no figures/tables will include information of Mason Korea unless specifically mentioned.**

**$N_i = 4,226$**

**Figure 4. International Students in the Context of Campus Diversity, Fall 2024**



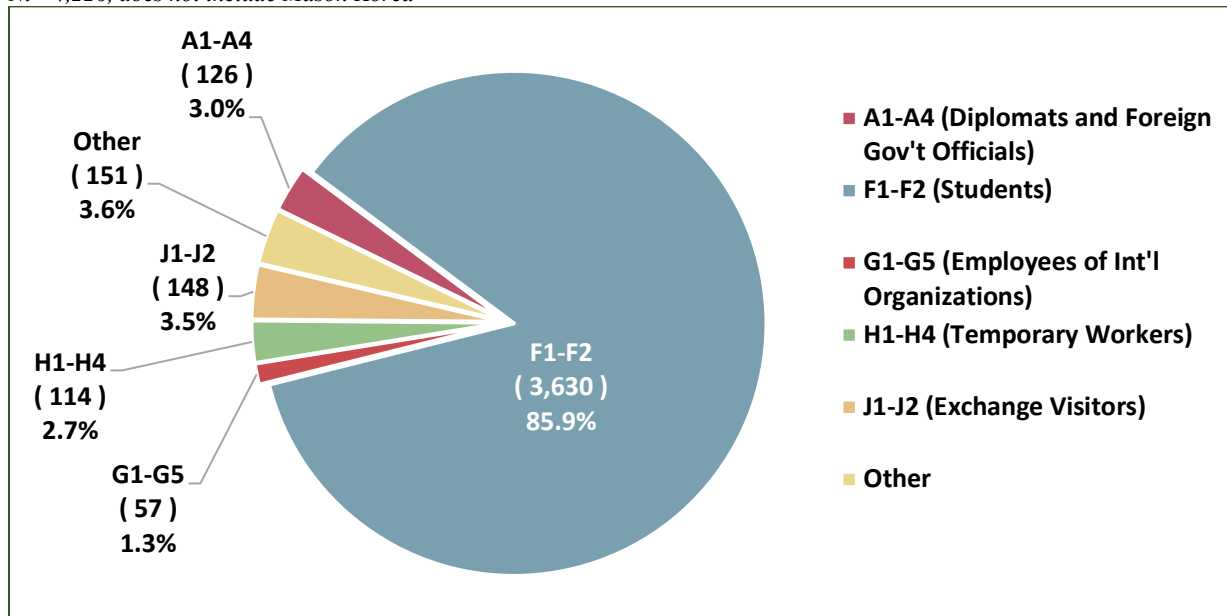
*Notes:*

1. The graph above provides context for the representation of international students in the University's diversity statistics.
2. This figure delineates the relevant demographic differently than the other figures in this report; the data in this graph should not be compared to data elsewhere in this report.
3. The demographic categories in this figure are derived from the categories the University is required to use when reporting diversity statistics to the federal government.
4. The category "Foreigners Abroad" is a category used only internally to indicate international students who are not physically present in the US during their studies, which generally includes international students at our Korea campus and international students taking online courses from outside the US. For government reporting, these students are included in the larger "International" category.

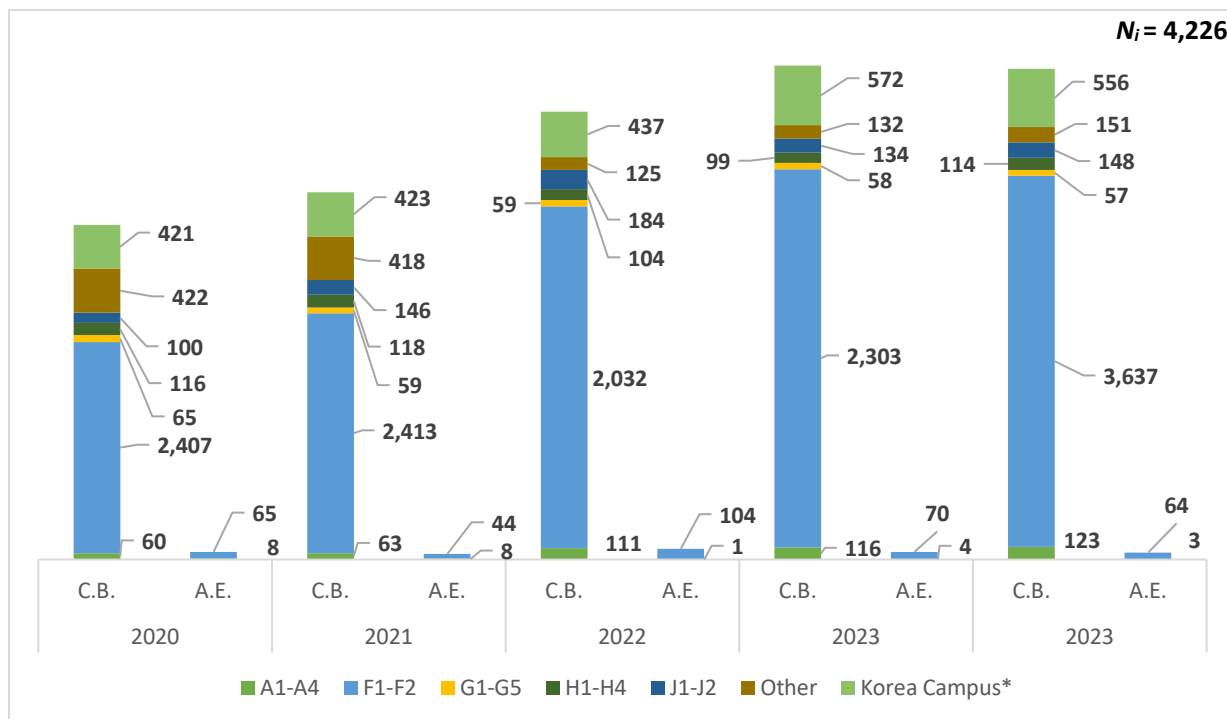


**Figure 5. International Students by Visa Type, Fall 2024**

*N<sub>i</sub> = 4,226, does not include Mason Korea*



**Table 1. International Students by Visa Type, 2020-2024**



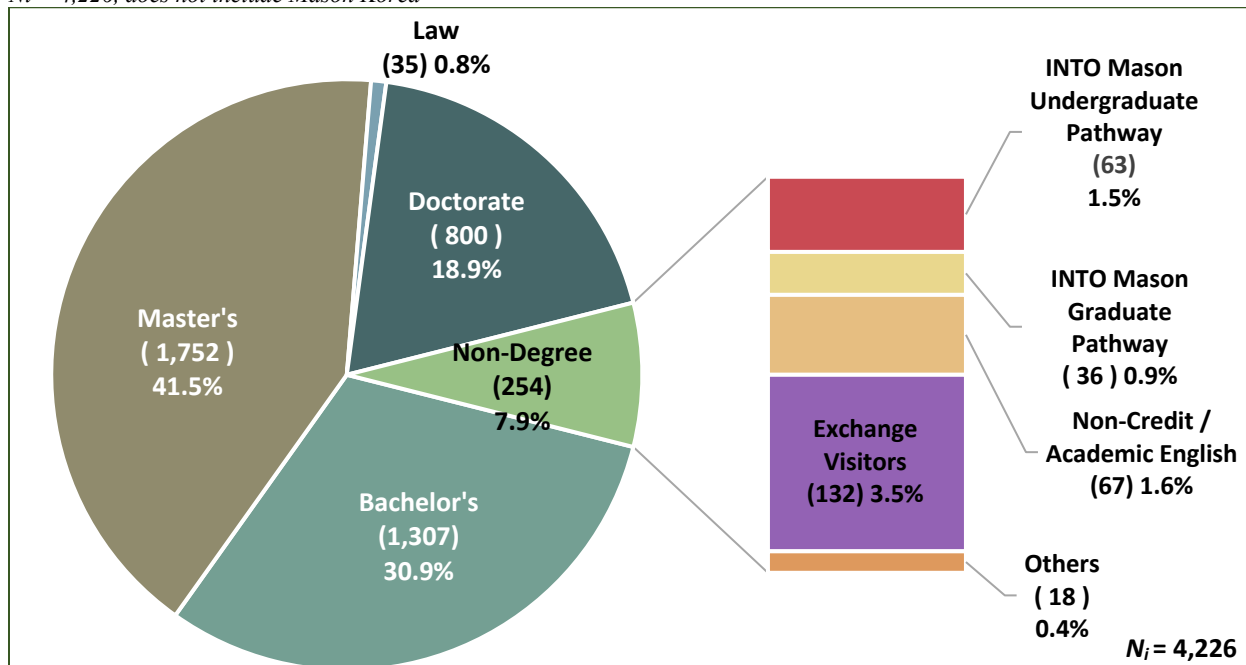
C.B. is “Credit-Bearing”; A.E. is “Academic English”.

\* Students enrolled at the Korea Campus do not require US visas since they remain outside the US.

## INTERNATIONAL STUDENTS BY LEVEL

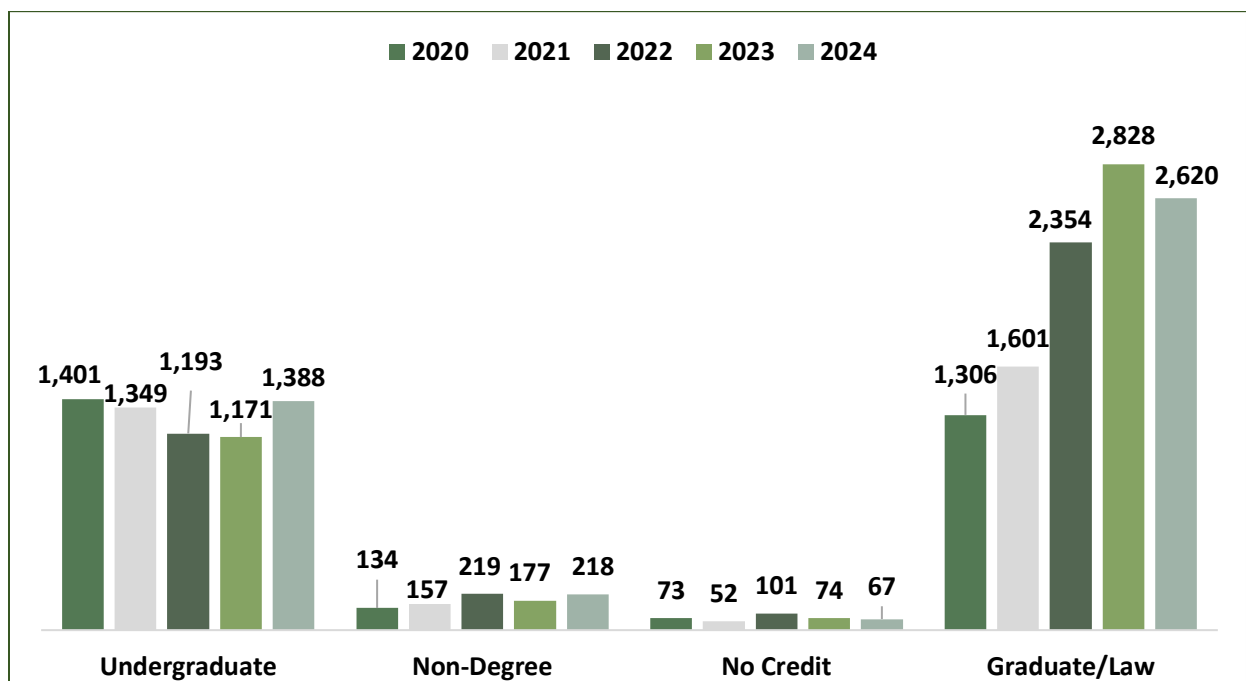
**Figure 6. International Students by Level, Fall 2024**

*N<sub>i</sub> = 4,226, does not include Mason Korea*

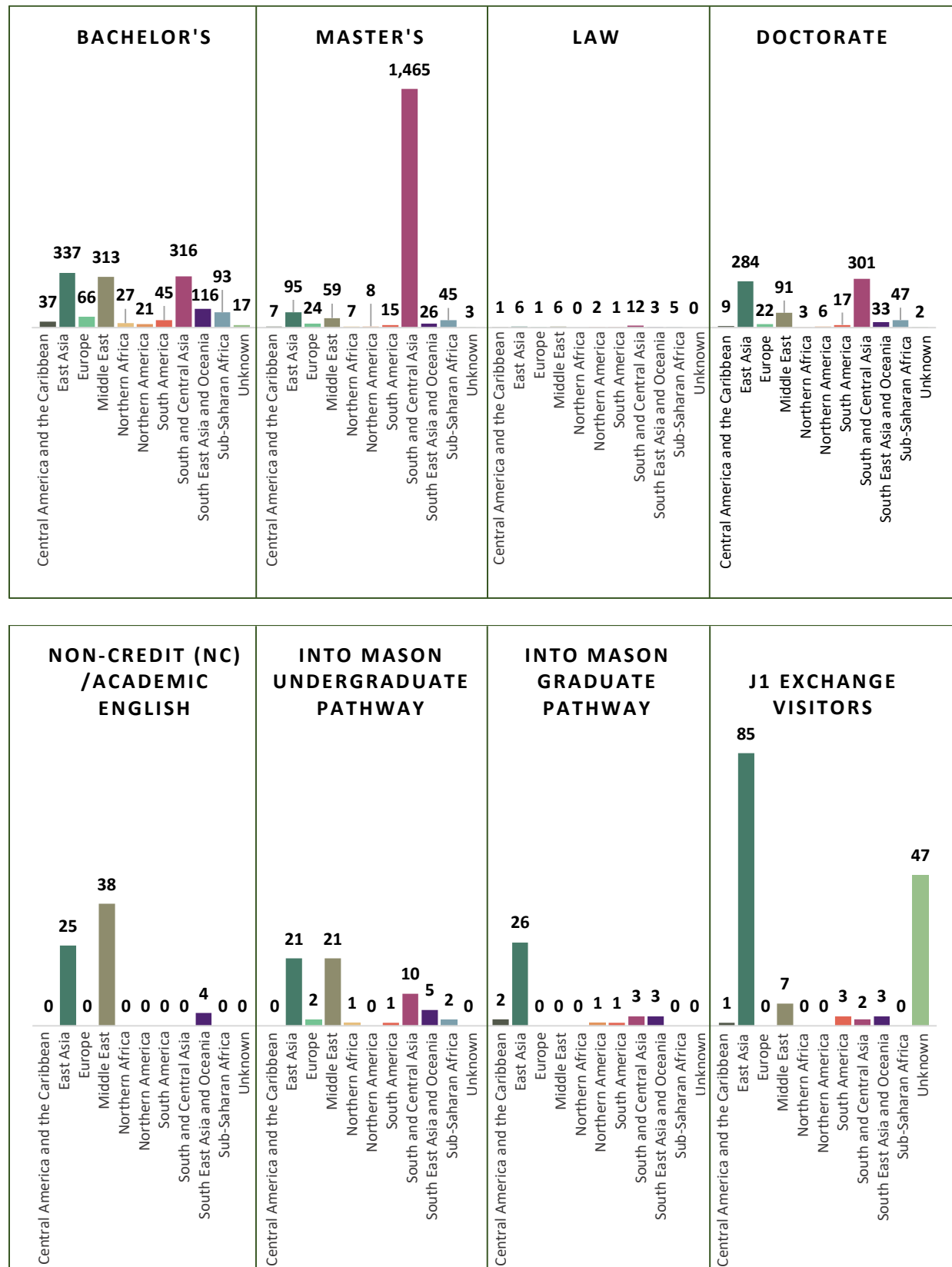


“Other” includes non-degree international students who are not part of the INTO Mason Pathways program, and international students attending Mason through a consortium agreement.

**Figure 7. International Students by Level, 2020 – 2024**

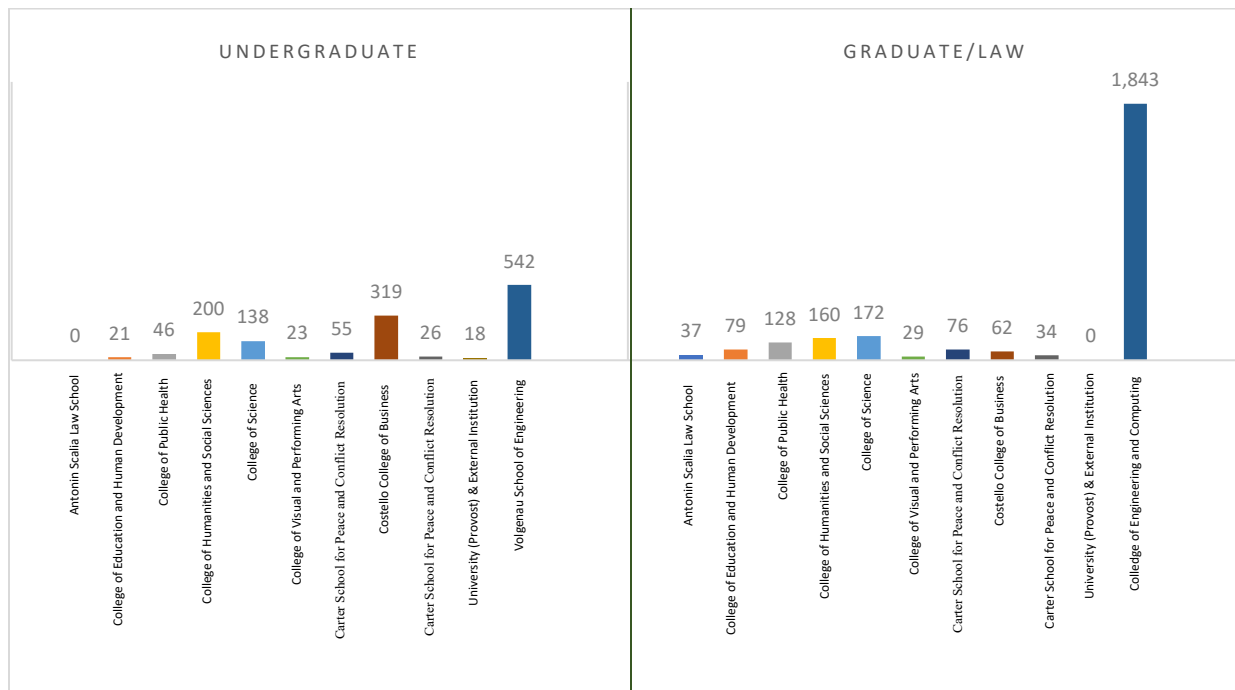


**Figure 8. International Students by Level and Region, Fall 2024**



**Figure 9. International Students by Level and School, Fall 2024**

*Note:* INTO Mason Pathway and Academic English students are not included in this table.



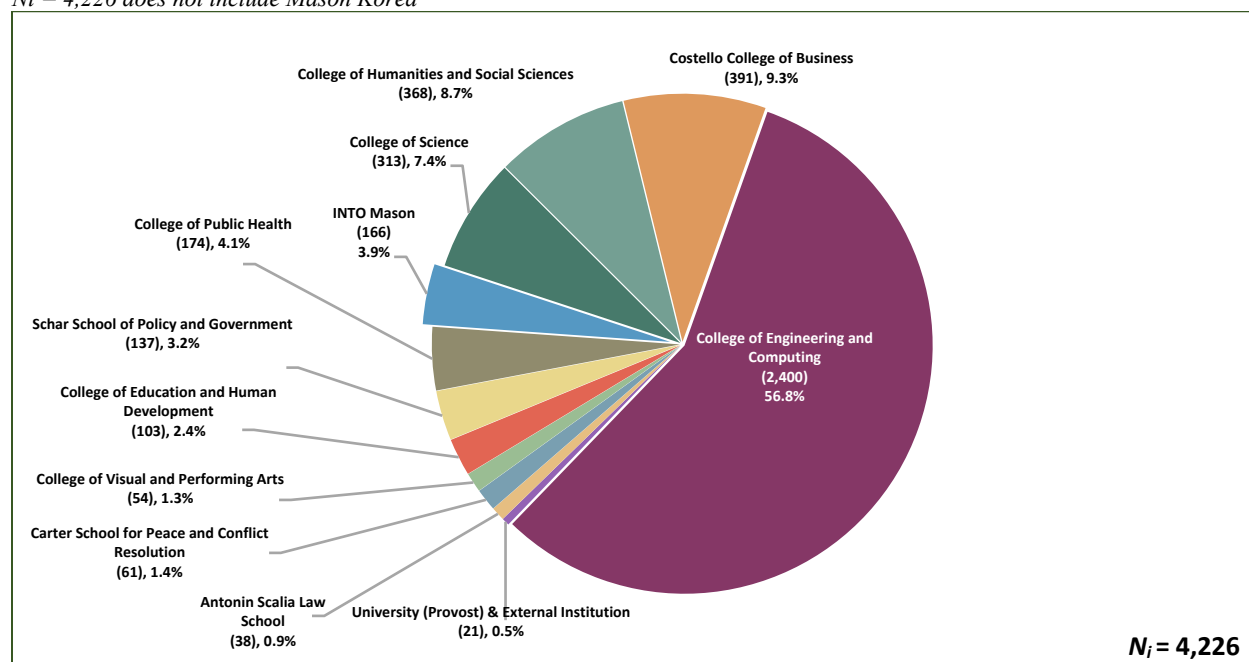
**Table 2. International Students by Level and School, Fall 2024**

|   | Undergraduate | Graduate/Law | Non-credit Academic English | INTO Mason Undergraduate Pathway | INTO Mason Graduate Pathway | Exchange Visitors & Others | TOTAL        |
|---|---------------|--------------|-----------------------------|----------------------------------|-----------------------------|----------------------------|--------------|
| Antonin Scalia Law School                       |               | 35           |                             |                                  |                             | 3                          | 38           |
| Carter School for Peace and Conflict Resolution | 26            | 34           |                             |                                  |                             | 1                          | 61           |
| College of Education and Human Development      | 21            | 76           |                             |                                  |                             | 6                          | 103          |
| College of Engineering and Computing            | 542           | 1,843        |                             |                                  |                             | 15                         | 2,400        |
| College of Public Health                        | 46            | 128          |                             |                                  |                             |                            | 174          |
| College of Humanities and Social Sciences       | 200           | 160          |                             |                                  |                             | 8                          | 368          |
| College of Science                              | 138           | 172          |                             |                                  |                             | 3                          | 313          |
| College of Visual and Performing Arts           | 23            | 29           |                             |                                  |                             | 2                          | 54           |
| Costello College of Business                    | 319           | 62           |                             |                                  |                             | 10                         | 391          |
| INTO Mason                                      |               |              | 67                          | 63                               | 36                          |                            | 166          |
| Schar School of Policy and Government           | 55            | 76           |                             |                                  |                             | 6                          | 137          |
| University (Provost) & External Institution     | 18            |              |                             |                                  |                             | 3                          | 21           |
| <b>TOTAL</b>                                    | <b>1,388</b>  | <b>2,615</b> | <b>67</b>                   | <b>63</b>                        | <b>36</b>                   | <b>57</b>                  | <b>4,226</b> |

## INTERNATIONAL STUDENTS BY SCHOOL

**Figure 10. International Students by School, Fall 2024**

*N<sub>i</sub> = 4,226 does not include Mason Korea*



**Table 3. International Students by School, 2020 – 2024**

|   | 2020         | 2021         | 2022         | 2023         | 2024         |
|---|--------------|--------------|--------------|--------------|--------------|
| Antonin Scalia Law School                       | 35           | 27           | 27           | 32           | 38           |
| Carter School for Peace and Conflict Resolution | 89           | 47           | 54           | 45           | 61           |
| College of Education and Human Development      | 124          | 109          | 107          | 93           | 103          |
| College of Public Health                        | 144          | 142          | 125          | 170          | 174          |
| College of Engineering and Computing            | 1,095        | 1,408        | 2,103        | 2,528        | 2,400        |
| College of Humanities and Social Sciences       | 470          | 378          | 350          | 343          | 368          |
| College of Science                              | 264          | 266          | 238          | 274          | 313          |
| College of Visual and Performing Arts           | 88           | 60           | 60           | 57           | 54           |
| INTO Mason - Academic English                   | 73           | 52           | 105          | 81           | 67           |
| INTO Mason – Pathways                           | 122          | 87           | 116          | 129          | 99           |
| Schar School of Policy and Government           | 98           | 121          | 153          | 136          | 137          |
| Costello College of Business                    | 607          | 434          | 408          | 348          | 391          |
| University (Provost) and External Institution   | 131          | 28           | 21           | 19           | 21           |
| <b>TOTAL</b>                                    | <b>3,340</b> | <b>3,159</b> | <b>3,867</b> | <b>4,250</b> | <b>4,226</b> |

**Table 4. International Students by School and Region, Fall 2024**

|   | Central America and the Caribbean | East Asia  | Europe     | Middle East | Northern Africa | North America | South America | South and Central Asia | Southeast Asia and Oceania | Sub-Saharan Africa | Unknown   | TOTAL        |
|---|-----------------------------------|------------|------------|-------------|-----------------|---------------|---------------|------------------------|----------------------------|--------------------|-----------|--------------|
| Antonin Scalia Law School                       | 1                                 | 6          | 1          | 6           |                 | 2             | 2             | 12                     | 3                          | 5                  |           | 38           |
| Carter School for Peace and Conflict Resolution | 1                                 | 26         | 6          | 7           | 2               | 1             | 3             | 7                      | 2                          | 5                  | 1         | 61           |
| College of Education and Human Development      | 3                                 | 36         | 6          | 15          |                 | 2             | 7             | 17                     | 9                          | 5                  | 3         | 103          |
| College of Engineering and Computing            | 15                                | 221        | 19         | 203         | 14              | 15            | 22            | 1,731                  | 71                         | 68                 | 21        | 2,400        |
| College of Public Health                        | 5                                 | 16         | 3          | 27          | 4               | 2             | 3             | 86                     | 7                          | 18                 | 3         | 174          |
| College of Humanities and Social Sciences       | 12                                | 121        | 26         | 81          | 5               | 7             | 12            | 59                     | 14                         | 22                 | 9         | 368          |
| College of Science                              | 9                                 | 67         | 15         | 38          | 5               | 3             | 10            | 107                    | 17                         | 38                 | 4         | 313          |
| College of Visual and Performing Arts           |                                   | 34         | 6          | 1           |                 |               |               | 3                      | 4                          | 1                  | 5         | 54           |
| INTO Mason                                      | 2                                 | 72         | 2          | 59          | 1               | 1             | 2             | 13                     | 12                         | 2                  |           | 166          |
| Costello College of Business                    | 11                                | 140        | 24         | 63          | 6               | 3             | 13            | 50                     | 45                         | 22                 | 14        | 391          |
| Schar School of Policy and Government           |                                   | 52         | 10         | 26          | 1               | 3             | 7             | 18                     | 6                          | 5                  | 9         | 137          |
| University (Provost) & External Institution     |                                   | 5          |            | 4           |                 |               | 2             | 5                      |                            | 3                  | 2         | 21           |
| <b>TOTAL</b>                                    | <b>59</b>                         | <b>796</b> | <b>118</b> | <b>530</b>  | <b>38</b>       | <b>39</b>     | <b>83</b>     | <b>2,108</b>           | <b>190</b>                 | <b>194</b>         | <b>71</b> | <b>4,226</b> |

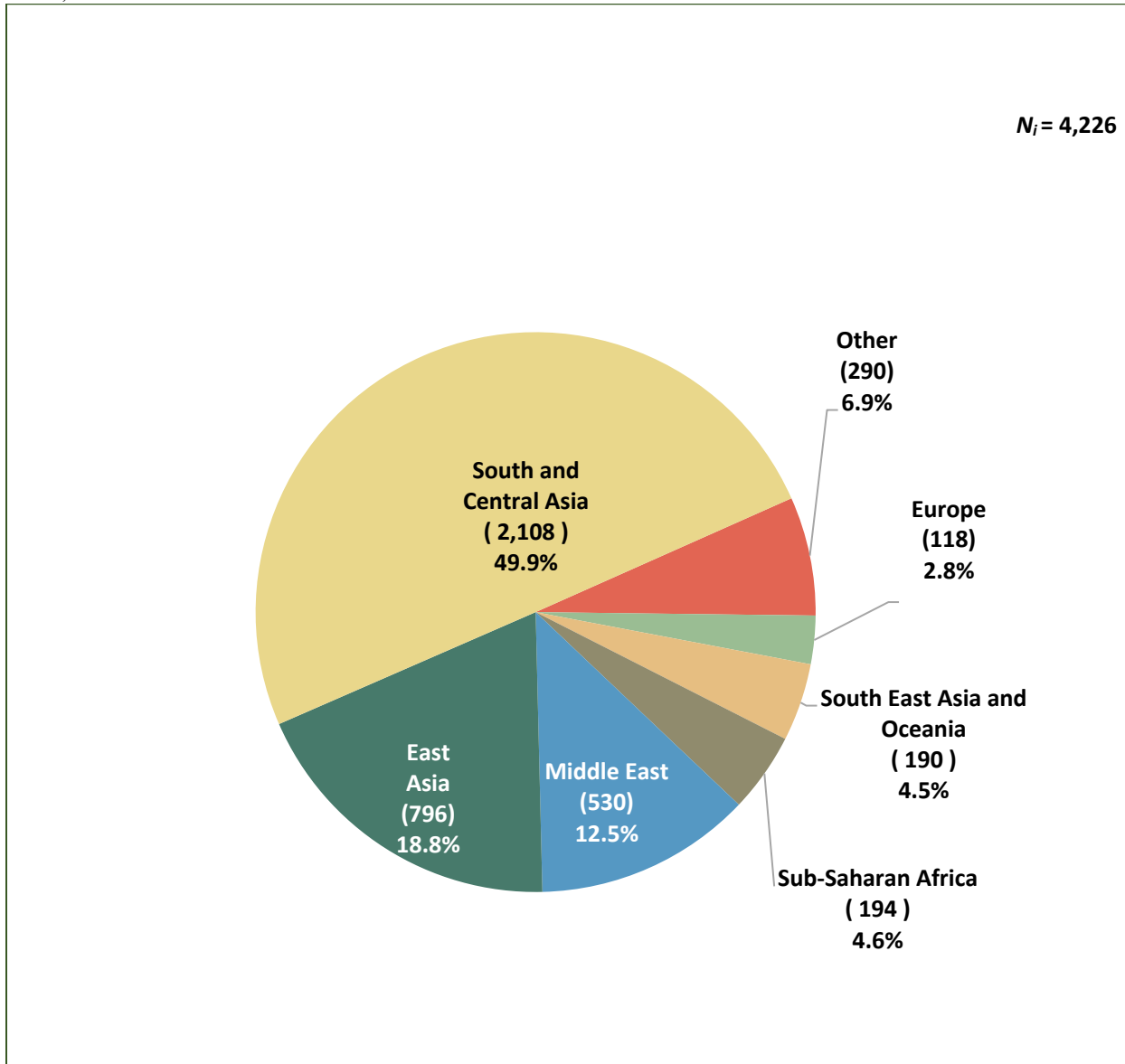
---

## INTERNATIONAL STUDENTS BY REGION

---

**Figure 11. International Students by Region, Fall 2024**

*N<sub>i</sub> = 4,226 does not include Mason Korea*



**Table 5. International Students by Region, 2020 - 2024**

|                                   | 2020         | 2021         | 2022         | 2023         | 2024         |
|-----------------------------------|--------------|--------------|--------------|--------------|--------------|
| Central America and the Caribbean | 85           | 98           | 48           | 51           | 59           |
| East Asia                         | 871          | 803          | 774          | 685          | 796          |
| Europe                            | 98           | 146          | 110          | 120          | 118          |
| Middle East                       | 436          | 433          | 552          | 515          | 530          |
| North Africa                      | 28           | 38           | 40           | 50           | 38           |
| North America                     | 29           | 34           | 34           | 39           | 39           |
| South America                     | 127          | 126          | 78           | 67           | 83           |
| South and Central Asia            | 678          | 1,048        | 1,782        | 2,295        | 2,108        |
| Southeast Asia and Oceania        | 176          | 181          | 184          | 177          | 190          |
| Sub-Saharan Africa                | 118          | 121          | 140          | 183          | 194          |
| Unknown                           | 179          | 131          | 125          | 68           | 71           |
| <b>Total</b>                      | <b>2,919</b> | <b>3,159</b> | <b>3,867</b> | <b>4,250</b> | <b>4,226</b> |



## INTERNATIONAL STUDENTS BY COUNTRY

**Table 6. International Students by Country (Alphabetical), Fall 2024**

*Total = 4,226 does not include Mason Korea*

|                    |     |                 |       |                      |     |
|--------------------|-----|-----------------|-------|----------------------|-----|
| Afghanistan        | 15  | Guyana          | 1     | Saint Kitts Nevis    | 2   |
| Albania            | 2   | Haiti           | 2     | Saudi Arabia         | 225 |
| Algeria            | 1   | Honduras        | 7     | Senegal              | 3   |
| Angola             | 2   | Hong Kong       | 2     | Serbia               | 1   |
| Argentina          | 6   | Hungary         | 3     | Sierra Leone         | 2   |
| Armenia            | 4   | India           | 1,722 | Singapore            | 5   |
| Aruba              | 1   | Indonesia       | 10    | Slovakia             | 1   |
| Australia          | 5   | Iran            | 72    | Slovenia             | 1   |
| Austria            | 1   | Iraq            | 6     | Somalia              | 1   |
| Azerbaijan         | 17  | Ireland         | 2     | South Africa         | 8   |
| Bahrain            | 1   | Israel          | 2     | South Sudan          | 1   |
| Bangladesh         | 124 | Italy           | 8     | Spain                | 12  |
| Belgium            | 1   | Jamaica         | 3     | Sri Lanka            | 10  |
| Bermuda            | 2   | Japan           | 10    | Sudan                | 4   |
| Bolivia            | 6   | Jordan          | 13    | Sweden               | 3   |
| Brazil             | 18  | Kazakhstan      | 14    | Switzerland          | 1   |
| Bulgaria           | 1   | Kenya           | 16    | Syria                | 4   |
| Burkina Faso       | 1   | Korea, South    | 270   | Taiwan               | 52  |
| Cambodia           | 6   | Kuwait          | 121   | Tajikistan           | 1   |
| Cameroon           | 4   | Kyrgyzstan      | 2     | Tanzania             | 3   |
| Canada             | 37  | Lebanon         | 8     | Thailand             | 21  |
| Chile              | 5   | Liberia         | 3     | Trinidad and Tobago  | 3   |
| China              | 439 | Macedonia       | 1     | Tunisia              | 2   |
| Colombia           | 15  | Madagascar      | 1     | Turkey               | 44  |
| Congo, Dem Rep of  | 10  | Malizia         | 6     | Uganda               | 3   |
| Congo, Rep of      | 1   | Mexico          | 9     | Ukraine              | 10  |
| Costa Rica         | 4   | Mongolia        | 23    | United Arab Emirates | 36  |
| Cote d'Ivoire      | 1   | Morocco         | 4     | United Kingdom       | 11  |
| Cyprus             | 1   | Myanmar (Burma) | 4     | Uruguay              | 1   |
| Czech Republic     | 1   | Nepal           | 54    | Uzbekistan           | 8   |
| Denmark            | 1   | Netherlands     | 3     | Venezuela            | 10  |
| Dominican Republic | 1   | New Zealand     | 1     | Vietnam              | 120 |
| Ecuador            | 4   | Nicaragua       | 1     | West Bank            | 3   |
| Egypt              | 27  | Nigeria         | 47    | Yemen                | 11  |
| El Salvador        | 19  | Norway          | 1     | Zambia               | 3   |
| Eritrea            | 2   | Oman            | 1     | Zimbabwe             | 3   |
| Ethiopia           | 40  | Pakistan        | 86    | Blanks               | 71  |

|            |    |             |    |              |              |
|------------|----|-------------|----|--------------|--------------|
| Finland    | 2  | Paraguay    | 1  |              |              |
| France     | 7  | Panama      | 2  |              |              |
| Gabon      | 2  | Paraguay    | 1  |              |              |
| Gambia     | 1  | Peru        | 16 |              |              |
| Gaza Strip | 1  | Philippines | 12 |              |              |
| Georgia    | 4  | Poland      | 2  |              |              |
| Germany    | 14 | Portugal    | 2  |              |              |
| Ghana      | 38 | Qatar       | 28 |              |              |
| Greece     | 6  | Romania     | 3  |              |              |
| Grenada    | 1  | Russia      | 17 |              |              |
| Guatemala  | 4  | Rwanda      | 1  |              |              |
|            |    |             |    | <b>TOTAL</b> | <b>4,226</b> |

**Table 7. International Students by Country (Rank Order), Fall 2024**

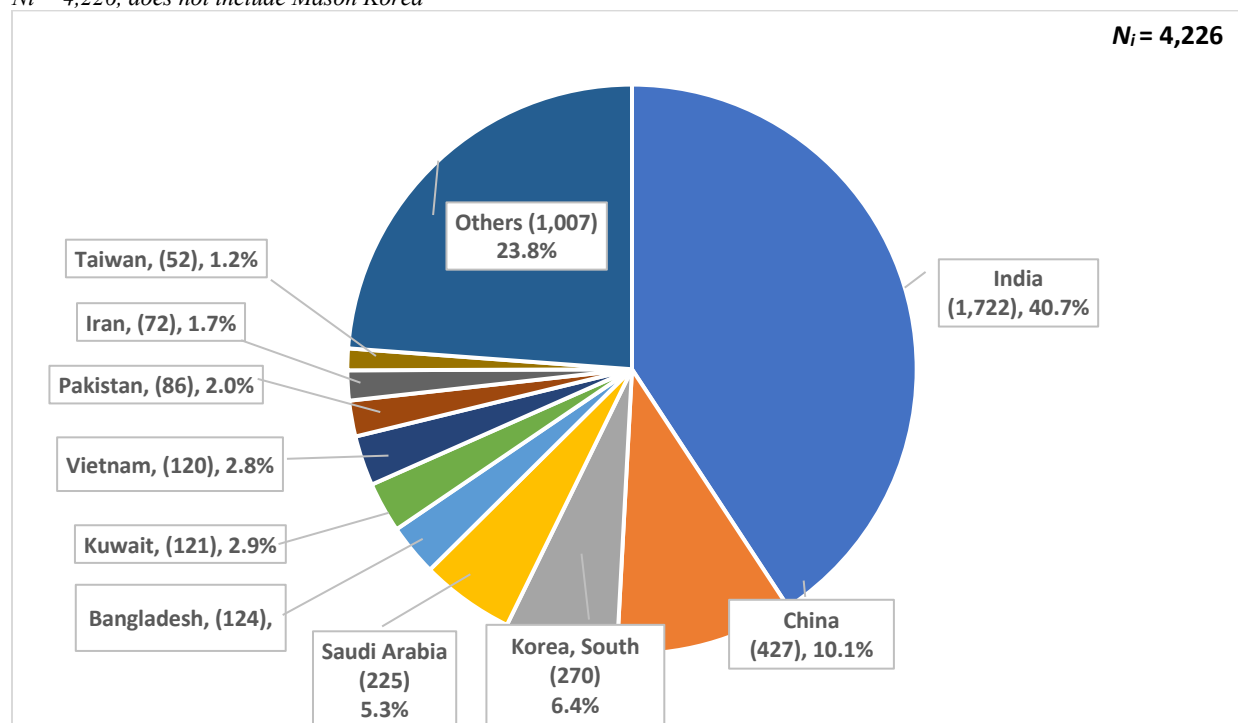
*Total = 4,226 does not include Mason Korea*

|                      |       |                    |   |                       |   |
|----------------------|-------|--------------------|---|-----------------------|---|
| India                | 1,722 | Honduras           | 7 | Poland                | 2 |
| China                | 427   | Iraq               | 6 | Portugal              | 2 |
| Korea, South         | 270   | Bolivia            | 6 | Saint Kitts and Nevis | 2 |
| Saudi Arabia         | 225   | Malaysia           | 6 | Sierra Leone          | 2 |
| Bangladesh           | 124   | Argentina          | 6 | Tunisia               | 2 |
| Kuwait               | 121   | Cambodia           | 6 | Algeria               | 1 |
| Vietnam              | 120   | Greece             | 6 | Aruba                 | 1 |
| Pakistan             | 86    | Singapore          | 5 | Austria               | 1 |
| Iran                 | 72    | Chile              | 5 | Bahrain               | 1 |
| Taiwan               | 52    | Australia          | 5 | Belgium               | 1 |
| Nigeria              | 47    | Morocco            | 4 | Bulgaria              | 1 |
| Turkey               | 44    | Myanmar (Burma)    | 4 | Burkina Faso          | 1 |
| Ethiopia             | 40    | Ecuador            | 4 | Cyprus                | 1 |
| Ghana                | 38    | Guatemala          | 4 | Denmark               | 1 |
| Canada               | 37    | Cameroon           | 4 | Congo, Rep of         | 1 |
| United Arab Emirates | 36    | Armenia            | 4 | Cote d'Ivoire         | 1 |
| Qatar                | 28    | Syria              | 4 | Croatia               | 1 |
| Egypt                | 27    | Costa Rica         | 4 | Czech Republic        | 1 |
| Mongolia             | 23    | Sudan              | 4 | Gambia                | 1 |
| Thailand             | 21    | Uruguay            | 4 | Gaza Strip            | 1 |
| El Salvador          | 19    | Nepal              | 4 | Grenada               | 1 |
| Brazil               | 18    | Dominican Republic | 3 | Guyana                | 1 |
| Azerbaijan           | 17    | Sweden             | 3 | Macedonia             | 1 |
| Russia               | 17    | Romania            | 3 | Madagascar            | 1 |
| Kenya                | 16    | Netherlands        | 3 | Malawi                | 1 |
| Peru                 | 16    | Uganda             | 3 | New Zealand           | 1 |
| Afghanistan          | 15    | West Bank          | 3 | Nicaragua             | 1 |
| Colombia             | 15    | Zimbabwe           | 3 | Norway                | 1 |

|                   |    |  |                     |   |  |              |              |
|-------------------|----|--|---------------------|---|--|--------------|--------------|
| Germany           | 14 |  | Liberia             | 3 |  | Oman         | 1            |
| Kazakhstan        | 14 |  | Senegal             | 3 |  | Paraguay     | 1            |
| Jordan            | 13 |  | Jamaica             | 3 |  | Rwanda       | 1            |
| Philippines       | 12 |  | Tanzania            | 3 |  | Serbia       | 1            |
| Spain             | 12 |  | Trinidad and Tobago | 3 |  | Slovakia     | 1            |
| United Kingdom    | 11 |  | Zambia              | 3 |  | Slovenia     | 1            |
| Japan             | 10 |  | Hungary             | 3 |  | Somalia      | 1            |
| Sri Lanka         | 10 |  | Angola              | 2 |  | South Sudan  | 1            |
| Ukraine           | 10 |  | Bermuda             | 2 |  | Tajikistan   | 1            |
| Venezuela         | 10 |  | Eritrea             | 2 |  | Uruguay      | 1            |
| Indonesia         | 10 |  | Finland             | 2 |  |              |              |
| Congo, Dem Rep of | 10 |  | Gabon               | 2 |  |              |              |
| Mexico            | 9  |  | Haiti               | 2 |  |              |              |
| Lebanon           | 8  |  | Hong Kong           | 2 |  |              |              |
| South Africa      | 8  |  | Ireland             | 2 |  |              |              |
| Uzbekistan        | 8  |  | Israel              | 2 |  |              |              |
| Italy             | 7  |  | Kyrgyzstan          | 2 |  |              |              |
| France            | 7  |  | Panama              | 2 |  | Unknown      | 71           |
|                   |    |  |                     |   |  | <b>TOTAL</b> | <b>4,226</b> |

**Figure 12. International Students by Country, Fall 2024**

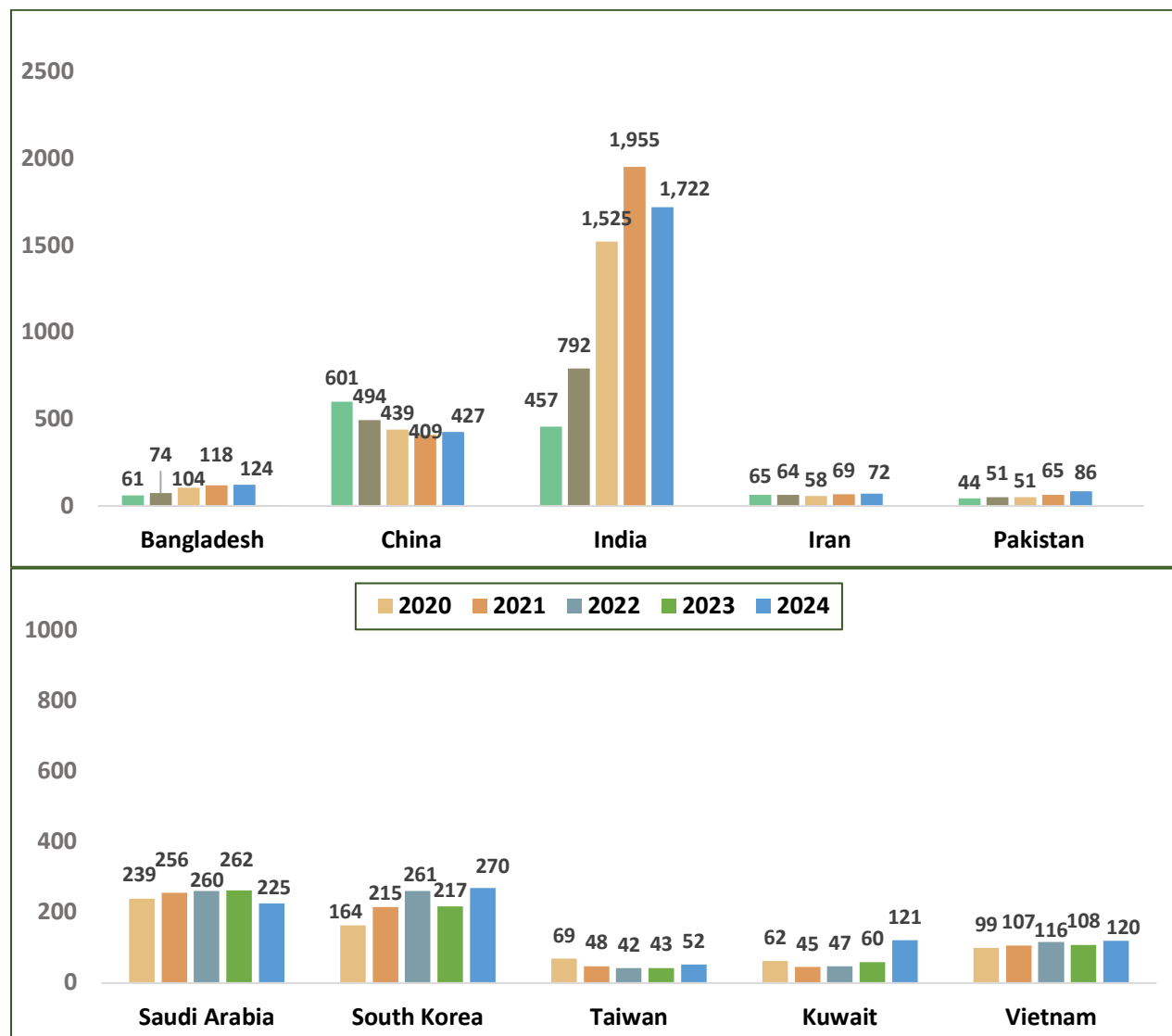
*N<sub>i</sub> = 4,226, does not include Mason Korea*



**Table 8. Top Ten Countries for International Students, Fall 2024**

| Rank | Country      | Count        |
|------|--------------|--------------|
| 1    | India        | 1,722        |
| 2    | China        | 427          |
| 3    | South Korea  | 270          |
| 4    | Saudi Arabia | 225          |
| 5    | Bangladesh   | 124          |
| 6    | Kuwait       | 121          |
| 7    | Vietnam      | 120          |
| 8    | Pakistan     | 86           |
| 9    | Iran         | 72           |
| 10   | Taiwan       | 52           |
|      | <b>Total</b> | <b>3,219</b> |

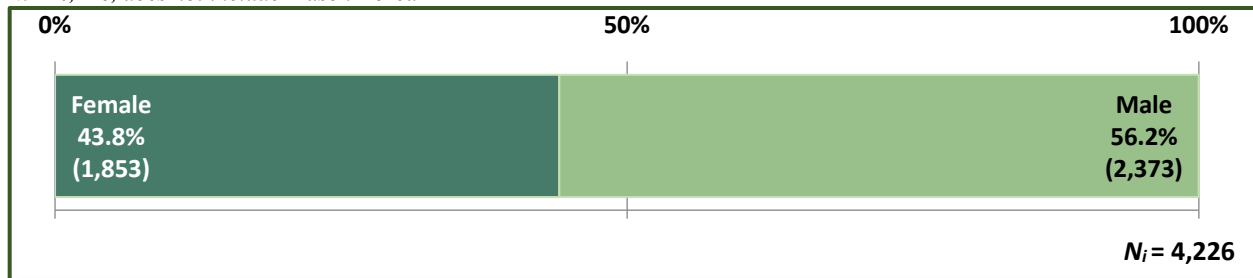
**Figure 13. International Students from Select Top Countries, 2020-2024**



## INTERNATIONAL STUDENTS BY GENDER

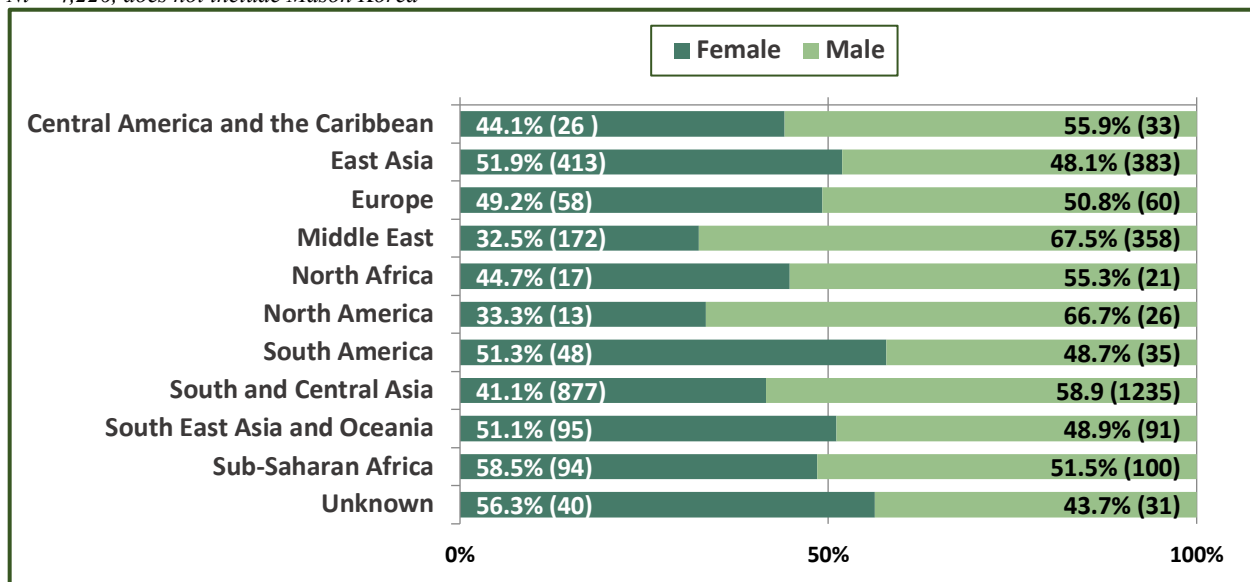
**Figure 14. International Students by Gender, Fall 2024**

*N<sub>i</sub> = 4,226, does not include Mason Korea*



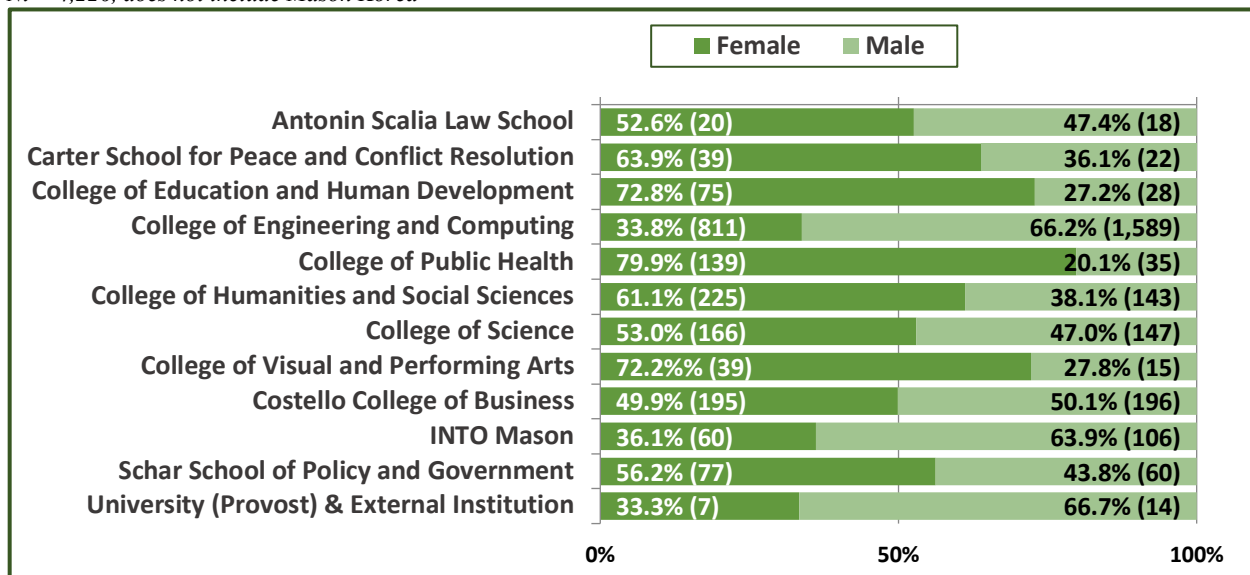
**Figure 15. Gender of International Students by Region, Fall 2024**

*N<sub>i</sub> = 4,226, does not include Mason Korea*



**Figure 16. Gender of International Students by School, Fall 2024**

*N<sub>i</sub> = 4,226, does not include Mason Korea*

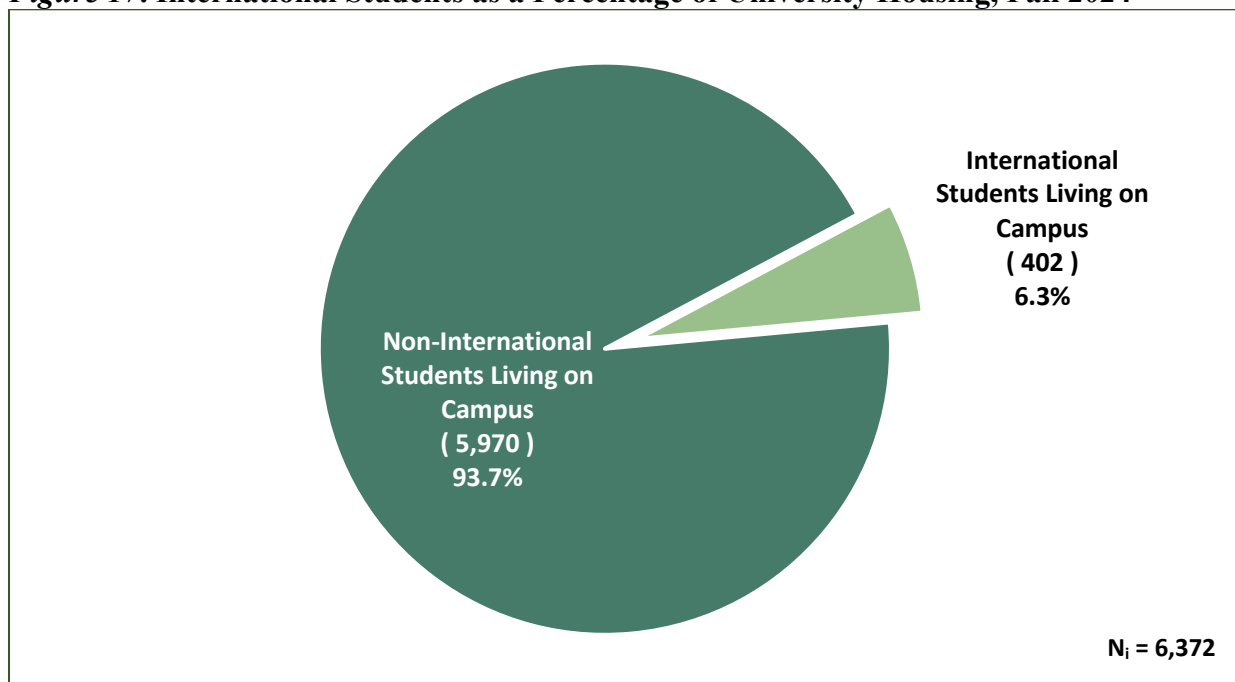


---

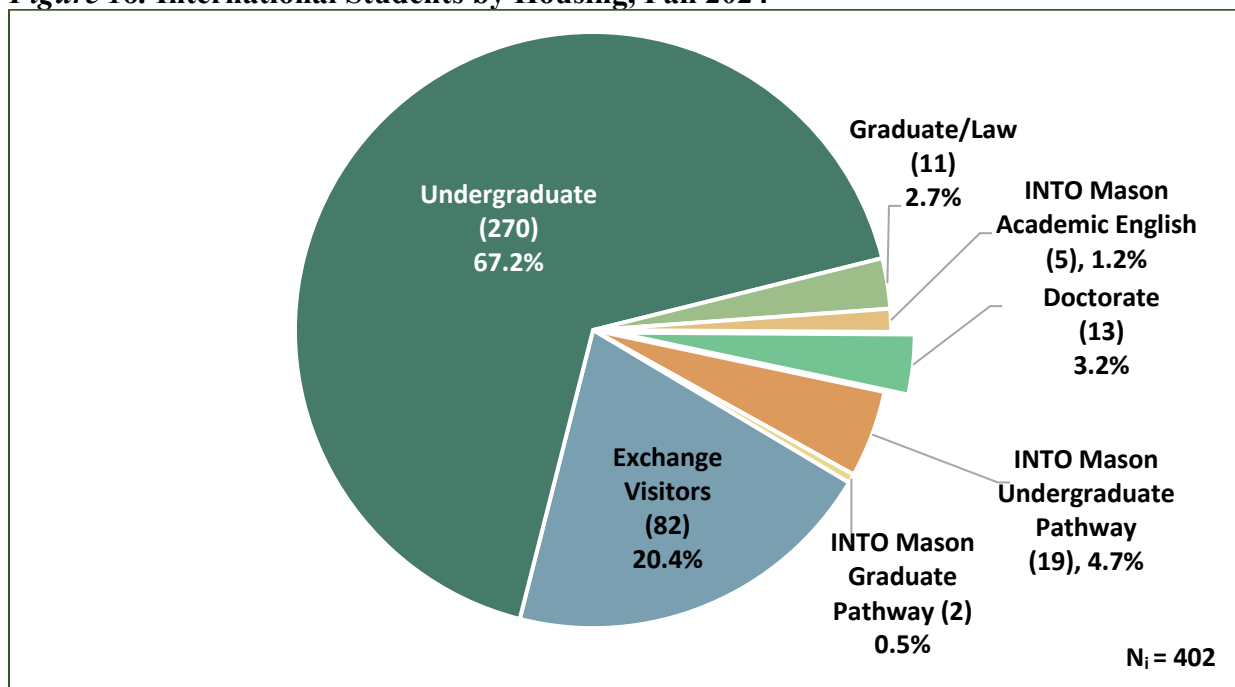
## INTERNATIONAL STUDENTS BY HOUSING

---

**Figure 17. International Students as a Percentage of University Housing, Fall 2024**



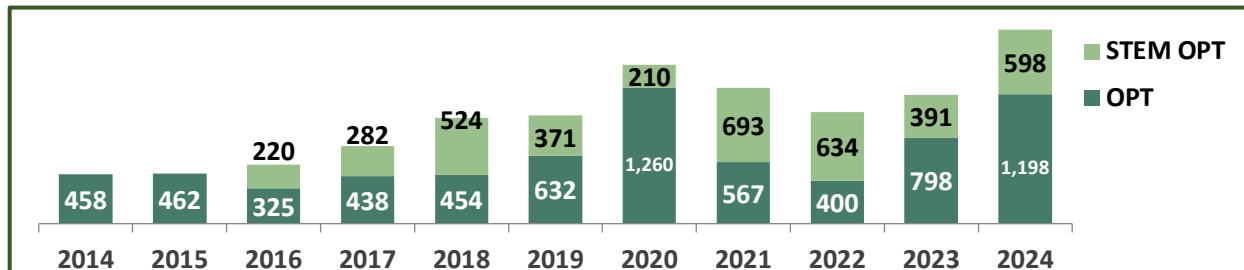
**Figure 18. International Students by Housing, Fall 2024**



# SPECIAL POPULATION

## OPTIONAL PRACTICAL TRAINING (OPT)

**Figure 19. International Students in Optional Practical Training (OPT), 2014–2024**



*Note:* These data are not part of the official University census and are based on records maintained in Office of International Programs and Services. As of May 10, 2016, students in STEM fields have been able to request a total of 36 months of OPT. The increase in the number of OPT students reflects this change.

## INTERNATIONAL EMPLOYEES

**Table 9. Mason-Sponsored International Employees, Fall 2024**

| Visa Type                  | 2024       |
|----------------------------|------------|
| H1-B, Skilled Worker       | 91         |
| O-1, Extraordinary Ability | 6          |
| TN NAFTA Professionals     | 6          |
| Others                     | 0          |
| <b>TOTAL</b>               | <b>103</b> |

*Note:* These data are not part of the official University census and are based on records maintained in the Office of International Programs and Services.

## INTO MASON

**Table 11. INTO Mason Enrollment, 2020–2024**

Please see the *Definition of Terms* for a description of INTO Mason’s programs.

|                  | 2020       | 2021       | 2022       | 2023       | 2024       |
|------------------|------------|------------|------------|------------|------------|
| Academic English | 73         | 52         | 105        | 76         | 67         |
| Pathways         | 123        | 87         | 120        | 129        | 99         |
| <b>TOTAL</b>     | <b>196</b> | <b>139</b> | <b>225</b> | <b>205</b> | <b>166</b> |

## EXCHANGE VISITORS

**Table 10. Mason-Sponsored Exchange Visitor Students and Scholars (J visas), 2020–2024**

| Category/Cohort                              | July 2020 – June 2021 | July 2021 – June 2022 | July 2022 – June 2023 | July 2023 – June 2024 | July 2024 – June 2025 |
|--|-----------------------|-----------------------|-----------------------|-----------------------|-----------------------|
| J-1 Exchange Visitor Scholars and Professors | 55                    | 90                    | 89                    | 86                    | 109                   |
| J-1 Exchange Visitor Students                | 137                   | 184                   | 122                   | 176                   | 147                   |
| <b>Total</b>                                 | <b>192</b>            | <b>274</b>            | <b>211</b>            | <b>262</b>            | <b>256</b>            |
| J-2 Dependents*                              | 38                    | 44                    | 44                    | 34                    | 82                    |
| <b>Total with Dependents**</b>               | <b>230</b>            | <b>318</b>            | <b>255</b>            | <b>296</b>            | <b>338</b>            |

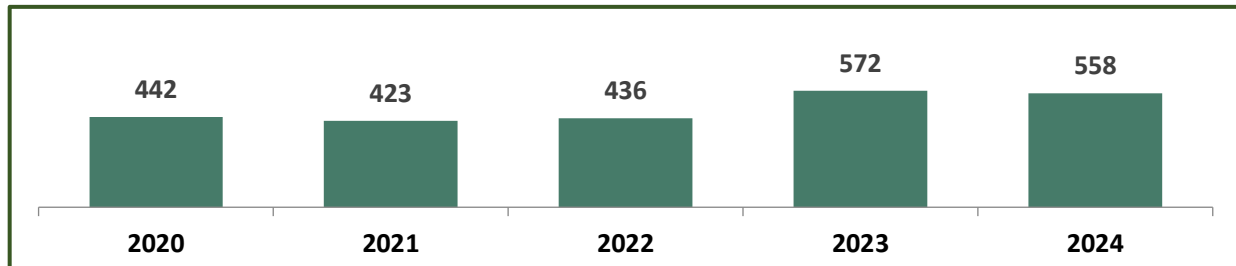
\* J-2 Dependents are generally spouses and children who accompany J-1 exchange visitors to the U.S.



## MASON KOREA

Note: This data includes ONLY non-US students.

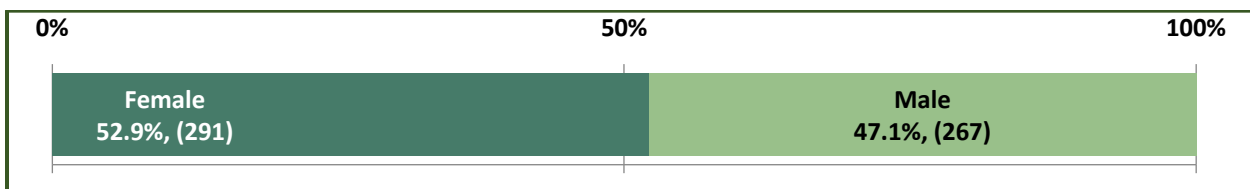
**Figure 20. International Students at Mason Korea Campus, 2020–2024**



**Table 11. International Students at Mason Korea Campus, 2020–2024**

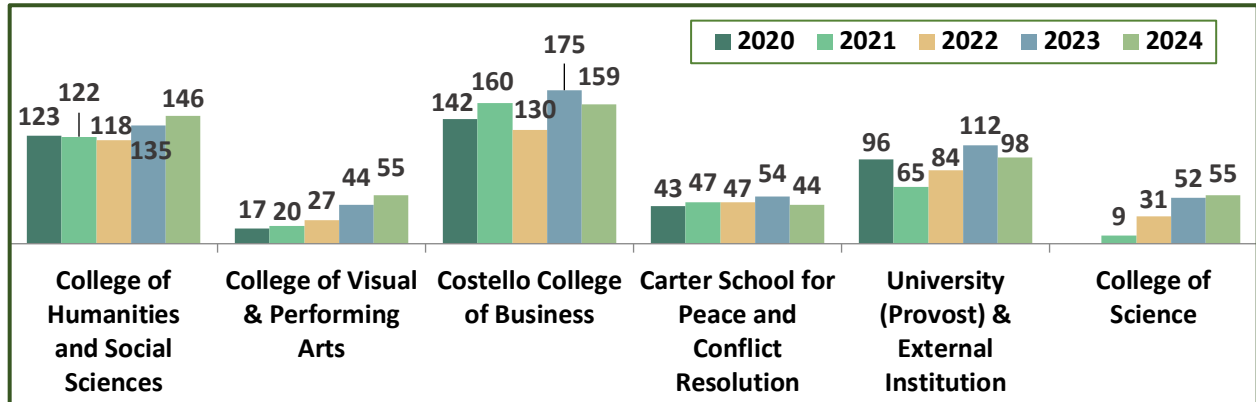
|                    | 2020       | 2021       | 2022       | 2023       | 2024       |
|--------------------|------------|------------|------------|------------|------------|
| Afghanistan        |            | 1          | 1          |            |            |
| Brazil             |            |            |            |            | 1          |
| Canada             | 3          | 3          | 4          | 2          | 1          |
| China              | 2          | 1          |            |            | 1          |
| Denmark            |            | 1          | 1          |            |            |
| Dominican Republic |            |            |            |            | 1          |
| El Salvador        | 1          |            |            |            |            |
| Germany            | 1          | 1          | 3          | 2          | 2          |
| India              | 1          |            |            |            |            |
| South Korea        | 430        | 413        | 422        | 561        | 543        |
| Mongolia           |            |            |            |            | 1          |
| Philippines        |            |            |            |            | 2          |
| Russia             | 2          | 1          | 1          | 2          | 1          |
| United Kingdom     | 1          |            | 1          | 1          | 1          |
| Vietnam            |            |            |            |            | 2          |
| Other              | 1          | 2          | 4          | 4          |            |
| <b>TOTAL</b>       | <b>442</b> | <b>423</b> | <b>437</b> | <b>572</b> | <b>558</b> |

**Figure 21. International Students at Mason Korea by Gender, Fall 2024**



*N*<sub>i</sub> = 558

**Figure 23. International Students at Mason Korea by School, Fall 2024**



# APPENDIX

## COUNTRY BY REGION

*Notes:* Countries not represented by international students for Fall 2024 are not included in this list. This list is representative of international students in all visa categories and at all campuses.

### **Central America and the**

#### **Caribbean**

Aruba  
Costa Rica  
Dominican Republic  
El Salvador  
Grenada  
Guatemala  
Haiti  
Honduras  
Jamaica  
Mexico  
Nicaragua  
Panama  
Saint Kitts and Nevis  
Trinidad and Tobago

### **East Asia**

China  
Hong Kong  
Japan  
Korea, South  
Mongolia  
Taiwan

### **Europe**

Albania  
Austria  
Belgium  
Bulgaria  
Czech Republic  
Denmark  
Finland  
France  
Germany  
Greece  
Hungary  
Ireland  
Italy  
Macedonia  
Netherlands  
Norway  
Poland  
Portugal  
Romania  
Russia  
Serbia  
Slovakia  
Slovenia  
Spain  
Sweden  
Switzerland

Ukraine  
United Kingdom

### **Middle East**

Armenia  
Azerbaijan  
Bahrain  
Cyprus  
Gaza Strip  
Georgia  
Iraq  
Israel  
Jordan  
Kuwait  
Lebanon  
Oman  
Qatar  
Saudi Arabia  
Syria  
Turkey  
United Arab Emirates  
West Bank  
Yemen

### **North Africa**

Algeria  
Egypt  
Morocco  
Sudan  
Tunisia

### **North America**

Bermuda  
Canada

### **South America**

Argentina  
Bolivia  
Brazil  
Chile  
Colombia  
Ecuador  
Guyana  
Paraguay  
Peru  
Uruguay  
Venezuela

### **South and Central Asia**

Afghanistan  
Bangladesh  
India  
Iran  
Kazakhstan  
Kyrgystan

Nepal  
Pakistan  
Sri Lanka  
Tajikistan  
Uzbekistan

### **Southeast Asia and Oceania**

Australia  
Cambodia  
Indonesia  
Malaysia  
Myanmar (Burma)  
New Zealand  
Philippines  
Singapore  
Thailand  
Vietnam

### **Sub-Saharan Africa**

Angola  
Burkina Faso  
Cameroon  
Congo, Dem Rep of  
Congo, Rep of  
Cote d'Ivoire  
Ethiopia  
Eritrea  
Gabon  
Gambia  
Ghana  
Kenya  
Liberia  
Madagascar  
Mauritania  
Nigeria  
Rwanda  
Senegal  
Sierra Leone  
Somalia  
South Africa  
South Sudan  
Tanzania  
Uganda  
Zambia  
Zimbabwe